

SD1440

Silicon Phototransistor

SWITCHING TIME TEST CIRCUIT

cir_015.cdr

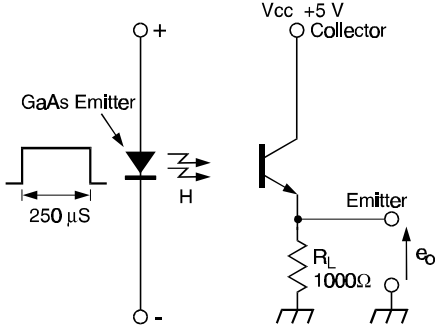


Fig. 1 Responsivity vs Angular Displacement

gra_051.ds4

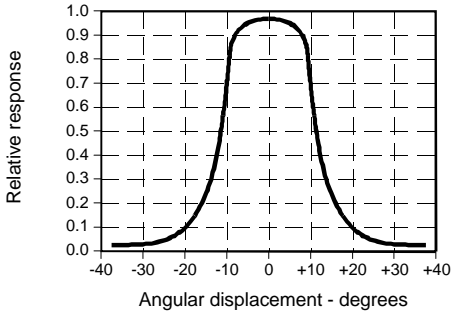
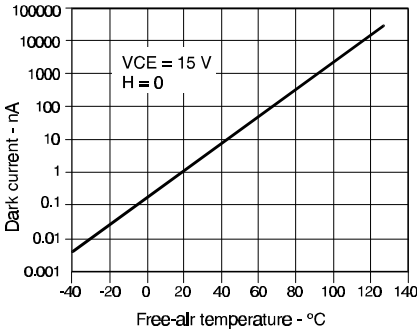


Fig. 3 Dark Current vs Temperature

gra_303.cdr



SWITCHING WAVEFORM

cir_004.cdr

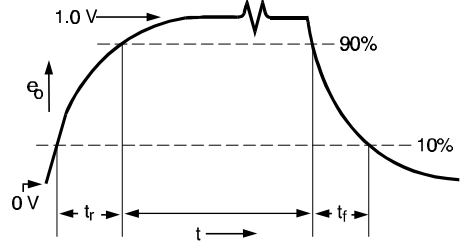


Fig. 2 Collector Current vs Ambient Temperature

gra_039.ds4

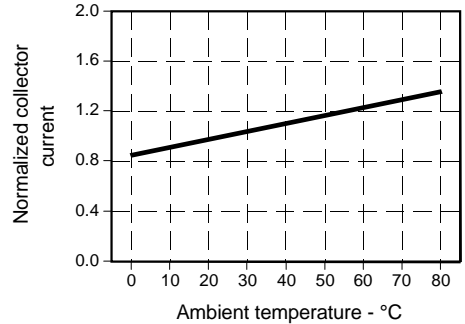
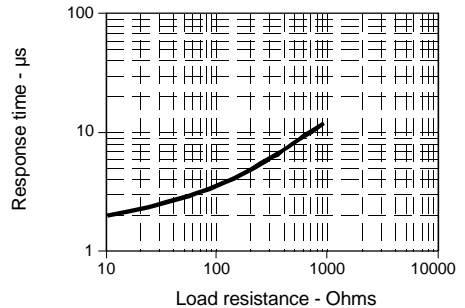


Fig. 4 Non-Saturated Switching Time vs Load Resistance

gra_041.ds4



深圳市新世联科技有限公司

SD1440

Silicon Phototransistor

Fig. 5 Spectral Responsivity

gra_036.ds4

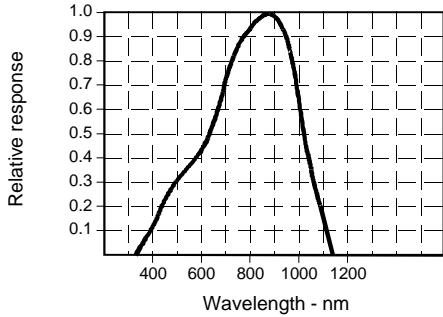
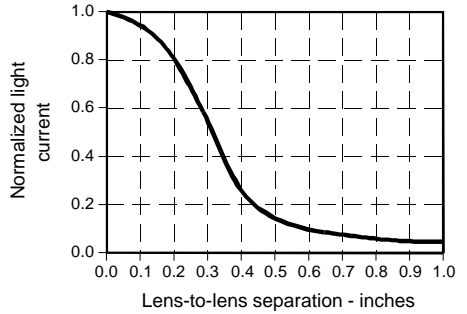


Fig. 6 Coupling Characteristics with SE1450

gra_006.ds4



All Performance Curves Show Typical Values

深圳市新世联科技有限公司